

Scorers and Umpires' Night

Season 2022 - 2023



Ginninderra Junior
Cricket Club

Overview of this session

- Scoring (30 mins)
- Umpiring (30 mins)



Junior Scoring



Ginninderra Junior
Cricket Club

PlayHQ and entering results

- Head to this site for useful articles (<https://mycricketsupport.cricket.com.au/hc/en-us>)
- Scorers will need a PlayHQ login if they are going to upload results (managers may choose to do the uploading), or you can use a generic login
- Teams should be uploaded into PlayHQ prior to the match commencing so the Live Scoring can be used if desired.
- Home team to enter full match results on PlayHQ by 12.00pm on the Monday following the completion of matches, or on Friday following the completion of Wednesday matches.
- Away team confirms result on PlayHQ after home team has entered match results.



General scoring tips

- Every one needs to start somewhere, and you will become more comfortable the more you score. Managers may setup a roster, so please have a go, and confirm before the game.
- There are always two scorers (one from each team). Work together, and leverage the experience of the other scorer (or provide guidance if you are the experienced one!).
- Have two parents from our team support scoring; one on the scorebook/PlayHQ, and one watching the game for signals and runs. This shares the workload.



General scoring tips

- Different teams may use different score books. This is ok, as long as the scoring matches!
- You can score using paper scorebooks or the PlayHQ Live Score
 - Pros and cons for both. We will discuss these during this session
- Be familiar with the rules for the stage you are scoring, and the umpire signals. The ACT scorebook, as well as a hard copy of the rules, will help.
- Sit away from the crowd, square (side on) to the wicket, and not looking into the sun. Players should not be hovering around the scorers.
- Ensure you have a seat, hat, sunglasses, sunscreen and water!



General scoring tips

- If you feel you are getting behind the game, request the umpires wait for you to catch up. There is no point the game continuing if you can't score accurately.
- Confirm scores at the end of each over.
- Further, if the game is going to be close, confirm what is required as you approach the end (ie, 5 runs to win, two wickets to win etc).



Paper-based scoring

- Each team will be provided with a scorebook appropriate to their team's stage
- The scorebooks have information relating to specific stage-based scoring considerations (for example, if there are no outs)
- A methodical, repeatable approach is best
 - Follow the same process every delivery, at the end of each over, and at the end of each innings
- Each team will get equipment for scoring – pencils, bulldog clip, sharpener, eraser as a minimum



JUNIOR CRICKET STAGE 1 SCORECARD - 20 OVER GAME



HOME TEAM: _____
 AWAY TEAM: _____
 INNINGS OF: _____

HOME CAPTAIN: _____
 AWAY CAPTAIN: _____
 DATE: _____

START TIME 1ST BALL: _____
 END TIME LAST BALL: _____
 MATCH DURATION: _____

VENUE: _____
 TOSS WON BY: _____
 TEMPERATURE AT START: _____

HOME COACH: _____
 AWAY COACH: _____
 AGE/DIVISION: _____

BATTER	BALLS																								Ret #	Runs	BF	# of Outs
	1	2	3	4	5	6	7	8	9	10	11	12	13	14	15	16	17	18	19	20	21	22	23	24				
1																												
2																												
3																												
4																												
5																												
6																												
7																												
8																												
9																												

PROGRESSIVE TOTAL SCORE										
1	2	3	4	5	6	7	8	9	10	11
11	12	13	14	15	16	17	18	19	20	21
21	22	23	24	25	26	27	28	29	30	31
31	32	33	34	35	36	37	38	39	40	41
41	42	43	44	45	46	47	48	49	50	51
51	52	53	54	55	56	57	58	59	60	61
61	62	63	64	65	66	67	68	69	70	71
71	72	73	74	75	76	77	78	79	80	81
81	82	83	84	85	86	87	88	89	90	91
91	92	93	94	95	96	97	98	99	100	101
101	102	103	104	105	106	107	108	109	110	111
111	112	113	114	115	116	117	118	119	120	121
121	122	123	124	125	126	127	128	129	130	131
131	132	133	134	135	136	137	138	139	140	141
141	142	143	144	145	146	147	148	149	150	151
151	152	153	154	155	156	157	158	159	160	161
161	162	163	164	165	166	167	168	169	170	171
171	172	173	174	175	176	177	178	179	180	181
181	182	183	184	185	186	187	188	189	190	191
191	192	193	194	195	196	197	198	199	200	201

WICKETS				
1	2	3	4	5
6	7	8	9	10
11	12	13	14	15
16	17	18	19	20
21	22	23	24	25
26	27	28	29	30
31	32	33	34	35
36	37	38	39	40
41	42	43	44	45
46	47	48	49	50
51	52	53	54	55
56	57	58	59	60
61	62	63	64	65
66	67	68	69	70
71	72	73	74	75
76	77	78	79	80

PROGRESSIVE OVER SCORE	
OV	SCORE
1	
2	
3	
4	
5	
6	
7	
8	
9	
10	
11	
12	
13	
14	
15	
16	
17	
18	
19	
20	

BOWLER	1	2	3	4	Overs	Maidens	Un Wkts	Wd	Nb	Wickets	Runs	Fielding				TOTAL
												Caught	Caught WK	RO Ass	RO Un	
1																
2																
3																
4																
5																
6																
7																
8																
9																

Runs off the bat															TOTAL
Byes															
1	2	3	4	5	6	7	8	9	10	11	12	13	14	15	
16	17	18	19	20	21	22	23	24	25	26	27	28	29	30	
Leg Byes															
1	2	3	4	5	6	7	8	9	10	11	12	13	14	15	
Wides															
1	2	3	4	5	6	7	8	9	10	11	12	13	14	15	
16	17	18	19	20	21	22	23	24	25	26	27	28	29	30	
No Balls															
1	2	3	4	5	6	7	8	9	10	11	12	13	14	15	
16	17	18	19	20	21	22	23	24	25	26	27	28	29	30	
Total Wickets Taken From Your Bowling Innings													X4=		
TOTAL SCORE															
RESULT OF MATCH															
UMPIRE/S															
UMPIRE/S SIGNATURE															

HOME TEAM SCORER'S NAME: _____

OPPOSITION TEAM SCORER'S NAME: _____

FOR FURTHER INFORMATION VISIT COMMUNITY.CRICKET.COM.AU

JUNIOR CRICKET STAGE 1 SCORECARD - 20 OVER GAME



JUNIOR CRICKET 1

HOME TEAM: _____

HOME CAPTAIN: _____

START TIME 1ST BALL: _____

VENUE: _____

HOME COACH: _____

AWAY TEAM: _____

AWAY CAPTAIN: _____

END TIME LAST BALL: _____

TOSS WON BY: _____

AWAY COACH: _____

INNINGS OF: _____

DATE: _____

MATCH DURATION: _____

TEMPERATURE AT START: _____

AGE/DIVISION: _____

BATTER	BALLS																				Ret #	Runs	BF	4	6	# of Outs							
	1	2	3	4	5	6	7	8	9	10	11	12	13	14	15	16	17	18	19	20													
1																																	
2																																	
3																																	
4																																	
5																																	
6																																	
7																																	
8																																	
9																																	

PROGRESSIVE TOTAL SCORE									
1	2	3	4	5	6	7	8	9	10
11	12	13	14	15	16	17	18	19	20
21	22	23	24	25	26	27	28	29	30
31	32	33	34	35	36	37	38	39	40
41	42	43	44	45	46	47	48	49	50
51	52	53	54	55	56	57	58	59	60
61	62	63	64	65	66	67	68	69	70
71	72	73	74	75	76	77	78	79	80
81	82	83	84	85	86	87	88	89	90
91	92	93	94	95	96	97	98	99	100
101	102	103	104	105	106	107	108	109	110
111	112	113	114	115	116	117	118	119	120
121	122	123	124	125	126	127	128	129	130
131	132	133	134	135	136	137	138	139	140
141	142	143	144	145	146	147	148	149	150
151	152	153	154	155	156	157	158	159	160
161	162	163	164	165	166	167	168	169	170
171	172	173	174	175	176	177	178	179	180
181	182	183	184	185	186	187	188	189	190
191	192	193	194	195	196	197	198	199	200

WICKETS				
1	2	3	4	5
6	7	8	9	10
11	12	13	14	15
16	17	18	19	20
21	22	23	24	25
26	27	28	29	30
31	32	33	34	35
36	37	38	39	40
41	42	43	44	45
46	47	48	49	50
51	52	53	54	55
56	57	58	59	60
61	62	63	64	65
66	67	68	69	70
71	72	73	74	75
76	77	78	79	80

PROGRESSIVE OVER SCORE		
OV	BOWLER NO.	SCORE
1		
2		
3		
4		
5		
6		
7		
8		
9		
10		
11		
12		
13		
14		
15		
16		
17		
18		
19		
20		

BOWLER	1	2	3	4	Overs	Maidens	Un Wkts	Wd	Nb	Wickets	Runs	Fielding				
												Caught	Caught WK	RO Ass	RO Un	Stumped
1																
2																
3																
4																
5																
6																
7																
8																
9																

Runs off the bat															TOTAL
Byes															
1	2	3	4	5	6	7	8	9	10	11	12	13	14	15	
16	17	18	19	20	21	22	23	24	25	26	27	28	29	30	
Leg Byes															
1	2	3	4	5	6	7	8	9	10	11	12	13	14	15	
Wides															
1	2	3	4	5	6	7	8	9	10	11	12	13	14	15	
16	17	18	19	20	21	22	23	24	25	26	27	28	29	30	
No Balls															
1	2	3	4	5	6	7	8	9	10	11	12	13	14	15	
16	17	18	19	20	21	22	23	24	25	26	27	28	29	30	
Total Wickets Taken From Your Bowling Innings														X4=	
TOTAL SCORE															
RESULT OF MATCH															
UMPIRE/S															
UMPIRE/S SIGNATURE															

HOME TEAM SCORER'S NAME: _____

OPPOSITION TEAM SCORER'S NAME: _____

FOR FURTHER INFORMATION VISIT COMMUNITY.CRICKET.COM.AU

JUNIOR CRICKET STAGE 1 SCORECARD - 20 OVER GAME



HOME TEAM: _____
 AWAY TEAM: _____
 INNINGS OF: _____

HOME CAPTAIN: _____
 AWAY CAPTAIN: _____
 DATE: _____

START TIME 1ST BALL: _____
 END TIME LAST BALL: _____
 MATCH DURATION: _____

VENUE: _____
 TOSS WON BY: _____
 TEMPERATURE AT START: _____

HOME COACH: _____
 AWAY COACH: _____
 AGE/DIVISION: _____

BATTER	BALLS																				Ret #	Runs	BF	4	6	# of Outs														
	1	2	3	4	5	6	7	8	9	10	11	12	13	14	15	16	17	18	19	20																				
1																																								
2																																								
3																																								
4																																								
5																																								
6																																								
7																																								
8																																								
9																																								

PROGRESSIVE TOTAL SCORE									
1	2	3	4	5	6	7	8	9	10
11	12	13	14	15	16	17	18	19	20
21	22	23	24	25	26	27	28	29	30
31	32	33	34	35	36	37	38	39	40
41	42	43	44	45	46	47	48	49	50
51	52	53	54	55	56	57	58	59	60
61	62	63	64	65	66	67	68	69	70
71	72	73	74	75	76	77	78	79	80
81	82	83	84	85	86	87	88	89	90
91	92	93	94	95	96	97	98	99	100
101	102	103	104	105	106	107	108	109	110
111	112	113	114	115	116	117	118	119	120
121	122	123	124	125	126	127	128	129	130
131	132	133	134	135	136	137	138	139	140
141	142	143	144	145	146	147	148	149	150
151	152	153	154	155	156	157	158	159	160
161	162	163	164	165	166	167	168	169	170
171	172	173	174	175	176	177	178	179	180
181	182	183	184	185	186	187	188	189	190
191	192	193	194	195	196	197	198	199	200

WICKETS					PROGRESSIVE OVER SCORE	
1	2	3	4	5	OV	BOWLER NO. SCORE
6	7	8	9	10	1	
11	12	13	14	15	2	
16	17	18	19	20	3	
21	22	23	24	25	4	
26	27	28	29	30	5	
31	32	33	34	35	6	
36	37	38	39	40	7	
41	42	43	44	45	8	
46	47	48	49	50	9	
51	52	53	54	55	10	
56	57	58	59	60	11	
61	62	63	64	65	12	
66	67	68	69	70	13	
71	72	73	74	75	14	
76	77	78	79	80	15	
					16	
					17	
					18	
					19	
					20	

BOWLER	1	2	3	4	Overs	Maidens	Un Wkts	Wd	Nb	Wickets	Runs	Fielding			TOTAL
												Caught	Caught WK	RO Ass	
1															
2															
3															
4															
5															
6															
7															
8															
9															

Runs off the bat															TOTAL
Byes															
1	2	3	4	5	6	7	8	9	10	11	12	13	14	15	
16	17	18	19	20	21	22	23	24	25	26	27	28	29	30	
Leg Byes															
1	2	3	4	5	6	7	8	9	10	11	12	13	14	15	
16	17	18	19	20	21	22	23	24	25	26	27	28	29	30	
Wides															
1	2	3	4	5	6	7	8	9	10	11	12	13	14	15	
16	17	18	19	20	21	22	23	24	25	26	27	28	29	30	
No Balls															
1	2	3	4	5	6	7	8	9	10	11	12	13	14	15	
16	17	18	19	20	21	22	23	24	25	26	27	28	29	30	
Total Wickets Taken From Your Bowling Innings														X4=	
TOTAL SCORE															
RESULT OF MATCH															
UMPIRE/S															
UMPIRE/S SIGNATURE															

HOME TEAM SCORER'S NAME: _____

OPPOSITION TEAM SCORER'S NAME: _____

JUNIOR CRICKET STAGE 1 SCORECARD - 20 OVER GAME



HOME TEAM: _____

HOME CAPTAIN: _____

START TIME 1ST BALL: _____

VENUE: _____

HOME COACH: _____

AWAY TEAM: _____

AWAY CAPTAIN: _____

END TIME LAST BALL: _____

TOSS WON BY: _____

AWAY COACH: _____

INNINGS OF: _____

DATE: _____

MATCH DURATION: _____

TEMPERATURE AT START: _____

AGE/DIVISION: _____

BATTER	BALLS																				Ret #	Runs	BF	4	6	# of Outs			
	1	2	3	4	5	6	7	8	9	10	11	12	13	14	15	16	17	18	19	20									
1																													
2																													
3																													
4																													
5																													
6																													
7																													
8																													
9																													

PROGRESSIVE TOTAL SCORE									
1	2	3	4	5	6	7	8	9	10
11	12	13	14	15	16	17	18	19	20
21	22	23	24	25	26	27	28	29	30
31	32	33	34	35	36	37	38	39	40
41	42	43	44	45	46	47	48	49	50
51	52	53	54	55	56	57	58	59	60
61	62	63	64	65	66	67	68	69	70
71	72	73	74	75	76	77	78	79	80
81	82	83	84	85	86	87	88	89	90
91	92	93	94	95	96	97	98	99	100
101	102	103	104	105	106	107	108	109	110
111	112	113	114	115	116	117	118	119	120
121	122	123	124	125	126	127	128	129	130
131	132	133	134	135	136	137	138	139	140
141	142	143	144	145	146	147	148	149	150
151	152	153	154	155	156	157	158	159	160
161	162	163	164	165	166	167	168	169	170
171	172	173	174	175	176	177	178	179	180
181	182	183	184	185	186	187	188	189	190
191	192	193	194	195	196	197	198	199	200

WICKETS				
1	2	3	4	5
6	7	8	9	10
11	12	13	14	15
16	17	18	19	20
21	22	23	24	25
26	27	28	29	30
31	32	33	34	35
36	37	38	39	40
41	42	43	44	45
46	47	48	49	50
51	52	53	54	55
56	57	58	59	60
61	62	63	64	65
66	67	68	69	70
71	72	73	74	75
76	77	78	79	80

PROGRESSIVE OVER SCORE		
OV	BOWLER NO.	SCORE
1		
2		
3		
4		
5		
6		
7		
8		
9		
10		
11		
12		
13		
14		
15		
16		
17		
18		
19		
20		

BOWLER	1	2	3	4	Overs	Maidens	Un Wkts	Wd	Nb	Wickets	Runs	Fielding				TOTAL	
												Caught	Caught WK	RO Ass	RO Un		Stumped
1																	
2																	
3																	
4																	
5																	
6																	
7																	
8																	
9																	

Runs off the bat															TOTAL
Byes															
1	2	3	4	5	6	7	8	9	10	11	12	13	14	15	
16	17	18	19	20	21	22	23	24	25	26	27	28	29	30	
Leg Byes															
1	2	3	4	5	6	7	8	9	10	11	12	13	14	15	
Wides															
1	2	3	4	5	6	7	8	9	10	11	12	13	14	15	
16	17	18	19	20	21	22	23	24	25	26	27	28	29	30	
No Balls															
1	2	3	4	5	6	7	8	9	10	11	12	13	14	15	
16	17	18	19	20	21	22	23	24	25	26	27	28	29	30	
Total Wickets Taken From Your Bowling Innings													X4=		
TOTAL SCORE															
RESULT OF MATCH															
UMPIRE/S															
UMPIRE/S SIGNATURE															

HOME TEAM SCORER'S NAME: _____

OPPOSITION TEAM SCORER'S NAME: _____

FOR FURTHER INFORMATION VISIT COMMUNITY.CRICKET.COM.AU

JUNIOR CRICKET STAGE 1 SCORECARD - 20 OVER GAME



HOME TEAM: _____

HOME CAPTAIN: _____

START TIME 1ST BALL: _____

VENUE: _____

HOME COACH: _____

AWAY TEAM: _____

AWAY CAPTAIN: _____

END TIME LAST BALL: _____

TOSS WON BY: _____

AWAY COACH: _____

INNINGS OF: _____

DATE: _____

MATCH DURATION: _____

TEMPERATURE AT START: _____

AGE/DIVISION: _____

BATTER	BALLS																								Ret #	Runs	BF	4	6	# of Outs						
	1	2	3	4	5	6	7	8	9	10	11	12	13	14	15	16	17	18	19	20	21	22	23	24												
1																																				
2																																				
3																																				
4																																				
5																																				
6																																				
7																																				
8																																				
9																																				

PROGRESSIVE TOTAL SCORE										
1	2	3	4	5	6	7	8	9	10	
11	12	13	14	15	16	17	18	19	20	
21	22	23	24	25	26	27	28	29	30	
31	32	33	34	35	36	37	38	39	40	
41	42	43	44	45	46	47	48	49	50	
51	52	53	54	55	56	57	58	59	60	
61	62	63	64	65	66	67	68	69	70	
71	72	73	74	75	76	77	78	79	80	
81	82	83	84	85	86	87	88	89	90	
91	92	93	94	95	96	97	98	99	100	
101	102	103	104	105	106	107	108	109	110	
111	112	113	114	115	116	117	118	119	120	
121	122	123	124	125	126	127	128	129	130	
131	132	133	134	135	136	137	138	139	140	
141	142	143	144	145	146	147	148	149	150	
151	152	153	154	155	156	157	158	159	160	
161	162	163	164	165	166	167	168	169	170	
171	172	173	174	175	176	177	178	179	180	
181	182	183	184	185	186	187	188	189	190	
191	192	193	194	195	196	197	198	199	200	

WICKETS				
1	2	3	4	5
6	7	8	9	10
11	12	13	14	15
16	17	18	19	20
21	22	23	24	25
26	27	28	29	30
31	32	33	34	35
36	37	38	39	40
41	42	43	44	45
46	47	48	49	50
51	52	53	54	55
56	57	58	59	60
61	62	63	64	65
66	67	68	69	70
71	72	73	74	75
76	77	78	79	80

PROGRESSIVE OVER SCORE		
OV	BOWLER NO.	SCORE
1		
2		
3		
4		
5		
6		
7		
8		
9		
10		
11		
12		
13		
14		
15		
16		
17		
18		
19		
20		

BOWLER	Overs				Maidens	Un Wkts	Wd	Nb	Wickets	Runs	Fielding					
	1	2	3	4							Caught	Caught WK	RO Ass	RO Un	Stumped	
1																
2																
3																
4																
5																
6																
7																
8																
9																

Runs off the bat																TOTAL
Byes		Leg Byes		Wides		No Balls		Total Wickets Taken From Your Bowling Innings						TOTAL SCORE		
1	2	3	4	5	6	7	8	9	10	11	12	13	14		15	X4=
16	17	18	19	20	21	22	23	24	25	26	27	28	29	30		
1	2	3	4	5	6	7	8	9	10	11	12	13	14	15		
16	17	18	19	20	21	22	23	24	25	26	27	28	29	30		
1	2	3	4	5	6	7	8	9	10	11	12	13	14	15		
16	17	18	19	20	21	22	23	24	25	26	27	28	29	30		
RESULT OF MATCH																
UMPIRE/S																
UMPIRE/S SIGNATURE																

HOME TEAM SCORER'S NAME: _____

OPPOSITION TEAM SCORER'S NAME: _____

FOR FURTHER INFORMATION VISIT COMMUNITY.CRICKET.COM.AU

Scoring video

- Focused on Stage One, but principles apply across all stages (with exception of unlimited outs)
- <https://www.youtube.com/watch?v=YvjMt3uckmQ>



Common symbols

1, 2, 3, 4, 5, 6 – Runs off the bat

• - No run

X - Wicket

W - One Wide

W⁴ – Four Wides (one penalty run, three runs by the batters, all counted as wides)

○ - No ball

② – No ball, two runs off the bat

Ⓛ² – No ball, Two Leg Byes

B – One Bye

B³ – Three Byes

L – One Leg Bye

L² – Two Leg Byes

P – Five Penalty Runs (always worth five), check who to apply to

P¹ – Five Penalty Runs, one run to the batter



Balancing the books at the end of the innings

- **Batting**

- Add up all the batter's totals together with all the sundries (Byes, Leg-Byes, Wides and No-Balls)

- **Bowling**

- Write down the summary bowling figures for each bowler and add up all the runs against the bowlers together with the Byes and Leg-Byes only (as the Wides and No-Balls have already been counted against the bowlers)

- These two figures should match each other as well as the cumulative run tally to give you the total runs for the innings.



On completion of the match

- Makes sure the scorebooks are signed by the coaches
- If there is a dispute, then this needs to be recorded and signed by the umpires and coaches
- Once the match is finalised, upload the details into PlayHQ



Electronic Scoring

- Does most of the heavy lifting for you – simply load in the teams, set up the game, select what happens, and then finalise the scores
- <https://youtu.be/6oj8gS6cwqI> - please watch to understand how the system works
- Need to bring your own device, and be prepared to share the device if sharing the scoring.
- Setting up the game - follow this guide
https://support.playhq.com/hc/en-au/article_attachments/9771066546585/PHQ-Cricket-EScoring_SEP22_3106kb_.pdf
- Login for Live Score
 - www.score.playhq.com
 - Login ID: GJCCScorer23@gmail.com
 - Password: Cricket@123



Electronic Scoring

- More time focused on the game, less on the paperwork
- Biggest concern is app crashing or power running out
 - Should progressively save the match, but have paper scorebook available as backup
 - Consider having a power bank handy just in case; close non-essential apps in the background
- A more detailed overview can be found at <https://support.playhq.com/hc/en-au/articles/5132680466969-How-To-E-Score-Cricket>



Scoring video

- A quick look at the app and how it works (we won't watch the whole video)
- <https://youtu.be/6oj8gS6cwqI>



Questions?



Ginninderra Junior
Cricket Club

Junior Umpiring



Ginninderra Junior
Cricket Club

Some really important up front points



Kids play cricket to have fun. You aren't umpiring a test match.



That said, kids need to learn the laws of cricket and rules. So be balanced.



You volunteered to umpire. You are in the best position to make decisions, not parents outside the boundary




You will make mistakes. Things even out in the long run.




How can I prepare?



Volunteer before the match starts. This helps you prepare mentally and physically, and reduces anxiety.



Be familiar with the junior format rules for the stage you are umpiring. They can be found on the CricketACT website under 'Competitions – Junior Cricket'.
<https://www.cricketact.com.au/competitions/junior-cricket>



Be familiar with the Laws of Cricket. There is an excellent app made by the MCC, which includes the laws, animations that explain laws, and quizzes to test your knowledge.
<https://youtube.com/playlist?list=PLMnF7vW2Mvk50lZFgUE7fddLy4YRjDEYz>



Be well rested and well hydrated. It is amazing how much physical and mental energy it takes to umpire.



Ginninderra Junior Cricket Club


Before play commences

- Meet the coaches and other umpire, and confirm any areas you are unsure of
- Meet the scorers, see if they have any questions (especially new scorers!)
- Check the field and pitch to confirm play can commence
 - A wet field and pitch is NOT a reason to hold up play
 - Conditions DO NOT have to be the same for both teams
 - If there is a risk to player safety due to ground, weather or light or other circumstances, then do not allow play. This is the umpires' call. And it only needs one umpire to decide there is risk; it then takes both to decide that the risk has gone.
- Attend the toss, confirm who is batting
 - Not in the Laws, however fielding side determine starting end, and batters determine who faces first ball
- Make sure you have a ball counter – it really sucks when you don't!



During play

- Always consider player and umpire safety
 - How close can the fielders be to the batter?
 - Who needs to wear a helmet?
 - Is everyone alert and watching the ball at all times?
 - How hot is it? Look for signs of player discomfort or dis-orientation that indicate heat stress.
- Be aware of signs of concussion in players that might get hit in the head/helmet
 - Concussion symptoms can be delayed
 - If in doubt, err on the side of caution and have the player removed from the game
- Smoke – Cricket ACT has a policy and a calculator to determine if play should continue
- Common sense will often provide answers



- Time is usually tight, especially if there is a senior game immediately after
 - Umpires are responsible for monitoring over rate
 - Review over rate every 15 minutes
 - Encourage players to quickly jog into position (fielders, batters, bowlers)
 - Avoid constant field changes
 - Times are based on play starting, not players waltzing onto the field
 - GJCC should set the example. If start time is 0845, then players should be in position ready to go five minutes prior. After break in play, be ready to go two minutes early – Coaches should avoid taking too long to address players



During play



After the game

- Relax – you did it!
- If players/coaches/parents approach you to discuss a decision, simply explain the facts that led to your decision
 - But as earlier, if the approach is rude or abusive, don't engage.
- Coaches should lead by example, and ensure kids and parents understand that umpires are volunteers and doing their best
- Reflect on your game; what worked, what didn't work, and how might you improve next time?



Some changes to the laws of cricket that you should be aware of

- Law 18 - if a batter is out caught (or out obstructing the field for a dropped catch), the incoming batter faces the next ball
 - So no need to consider if the batter's crossed any more
- Law 20 - if a batter leaves the area of the pitch to hit the ball, the ball is to be called dead (as well as no ball or wide as appropriate)
 - Before, a batter could leave the pitch and smack the ball - this is dangerous, hence the law change. The batter must have some part of their person either grounded or raised on/over the pitch to hit a ball that has gone off the pitch
- Law 22 - wides are now judged based on where the batter has been at any point that the ball has come into play (start of bowler's run-up)
 - For example, if a batter steps to leg side, then jumps back to centre, the ball is not to be called a wide if they could have hit it if they stayed in the leg side position



Some changes to the laws of cricket that you should be aware of

- Law 29 - If the helmet, or part of the helmet, breaks the striker's wicket, they are no longer out hit wicket. It is play on (though consider dead ball if striker is dazed/injured)
 - Any other piece of equipment or clothing though that breaks the wicket will render the batter out hit wicket if there is an appeal
- Law 38 - running out the non-striker before the ball has been bowled has moved to this law (used to be in unfair play). There is no requirement for a warning. Stay in your crease until the bowler releases the ball!
- Law 40 - The incoming batter must be ready to receive the ball within 3 minutes of the fall of a wicket
 - Used to be ready to take guard within 3 mins





Questions?

We hope you found tonight useful!

- Remember, we have resources to support you
- Practice will breed confidence
- Volunteerism is an important part of our culture – we want everyone to contribute where they can, and develop new skills
- If a team does not have anyone that is confident at scoring or umpiring, we can run a scorer's or umpire's training session at a team training night
- If you have any additional questions, please reach out

